

2009 disasters* in numbers

Top 10

Natural disasters by number of deaths⁽¹⁾ - 2009

Earthquake, September	Indonesia	1 195
Flood, July-September	India	992
Typhoon Morakot (Kiko), August	Taiwan (China)	630
Typhoon Pepeng (Parma), October	Philippines	539
Tropical storm Ondoy (Ketsana), September	Philippines	501
Extreme temperature, January-February	Australia	347
Flood, September-October	India	300
Earthquake, April	Italy	295
Hurricane 'Ida', November	El Salvador	275
Extreme temperature, May-August	Peru	274

(1): Includes the reported missing persons

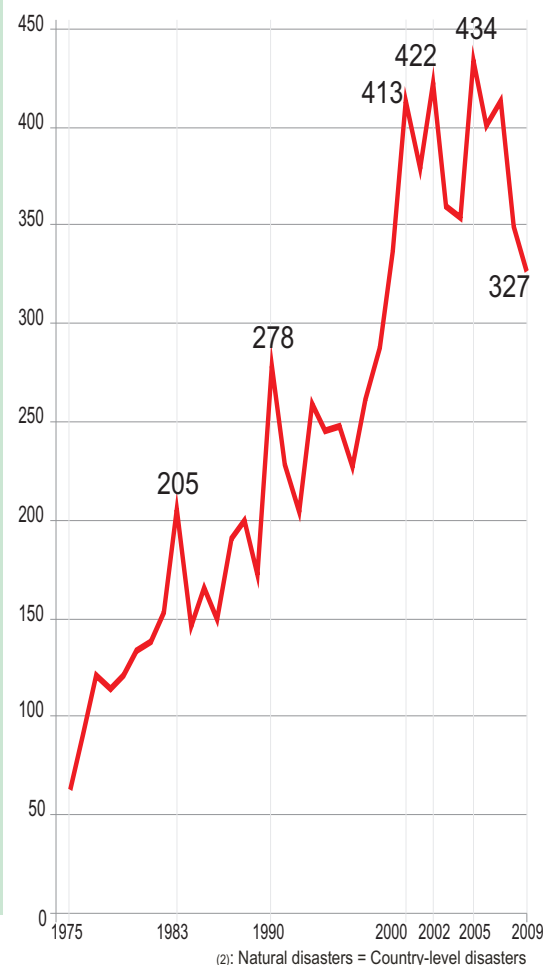
Number of reported natural disasters by country - 2009

Philippines	26
China, P Rep	23
United States	16
India	13
Indonesia	12
Brazil	10
Australia	7
Mexico	7
Bangladesh	6
Viet Nam	6

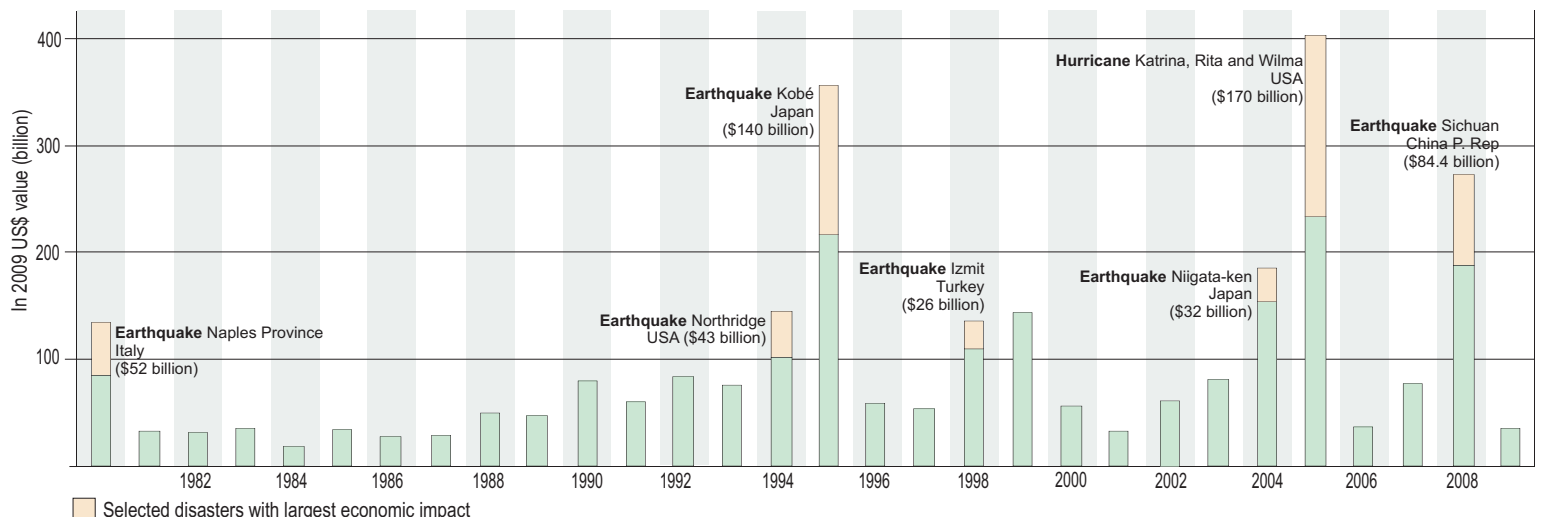
Total killed and affected people by natural disasters per 100,000 inhabitants - 2009

Guatemala	18 382
Namibia	16 559
Philippines	15 002
Taiwan (China)	10 047
China, P Rep	5 183
Zambia	4 872
Viet Nam	4 312
Honduras	4 145
American Samoa	3 833
Paraguay	3 416

Time trend of reported natural disasters, 1975-2009⁽²⁾



Annual reported economic damages from natural disasters: 1980-2009

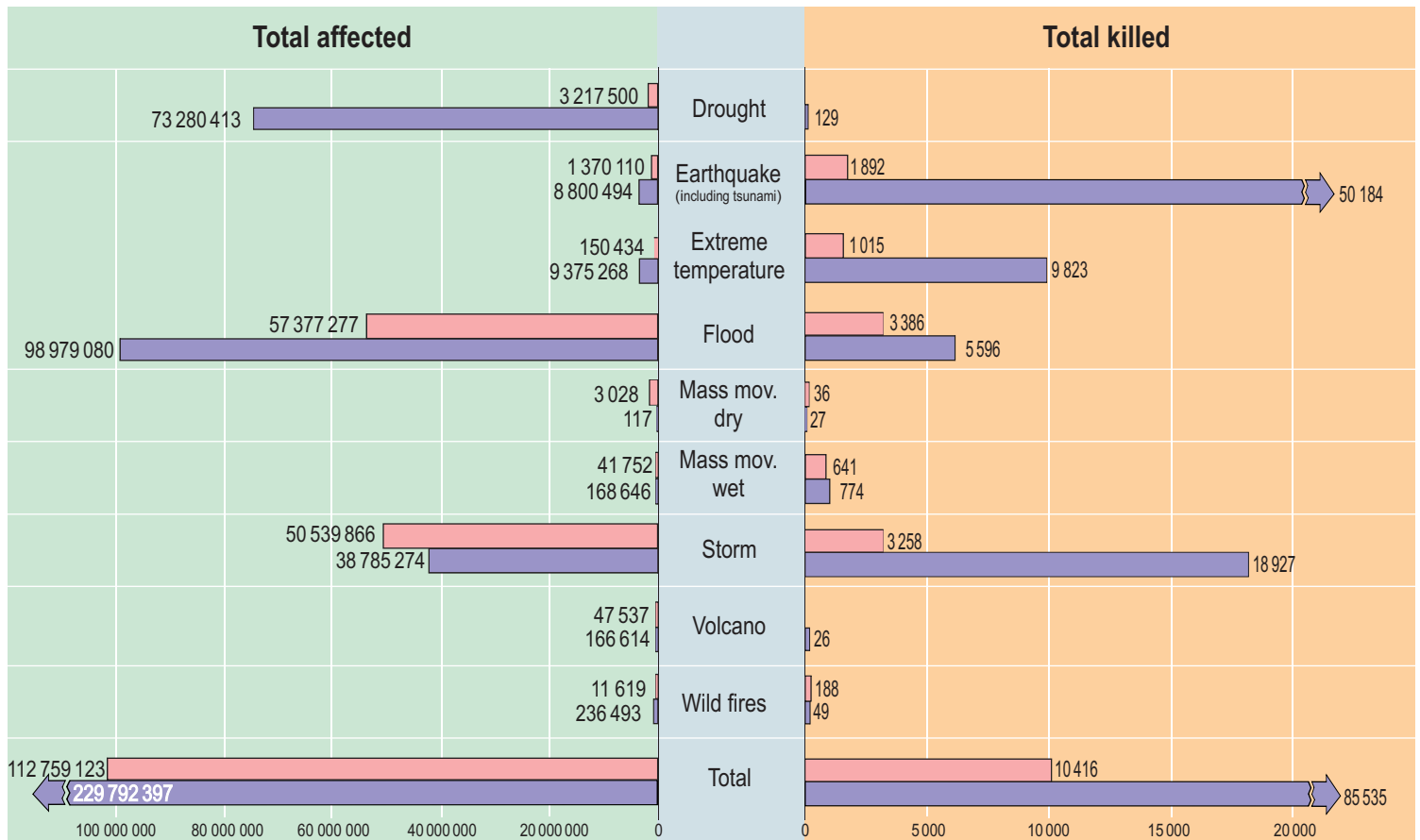


*: Epidemic and insect infestations not included

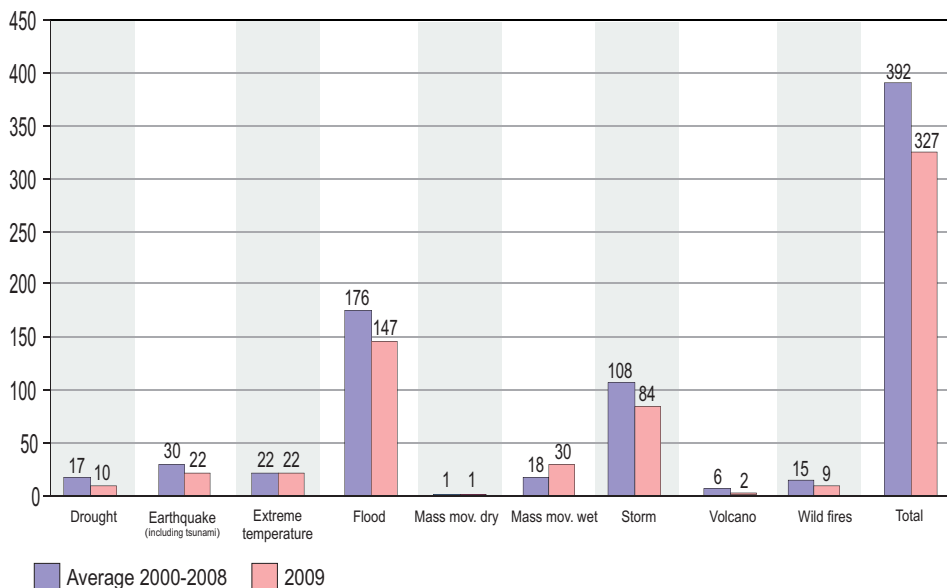
Comparing present to past

Human impact by disaster types

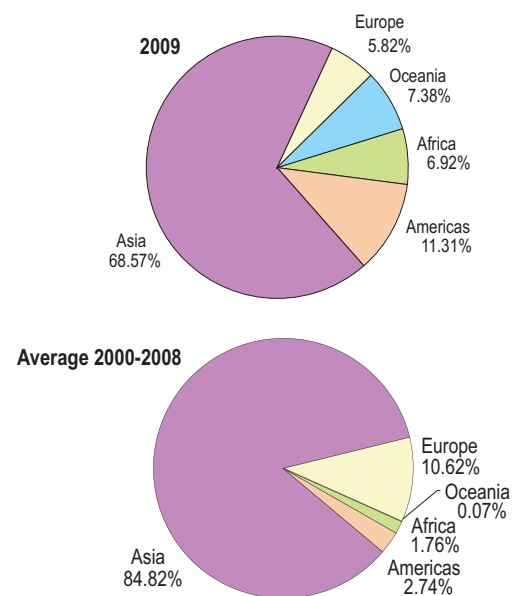
Average 2000-2008 2009



Natural disaster occurrence by disaster type



Percentage of people killed by natural disasters by region



International Strategy for Disaster Reduction (UNISDR)
Tel: +41 22 9178908/8907
isdr@un.org
www.unisdr.org



Centre for Research on the Epidemiology of Disasters (CRED), Department of Public Health
Université catholique de Louvain, Belgium
Tel. +32-2-764-3327
contact@emdat.be
www.cred.be

Source of data: EM-DAT: The OFDA/CRED International Disaster Database
www.emdat.be
Université catholique de Louvain
Brussels - Belgium