

2012

disasters⁽¹⁾ in numbers

(1): Epidemic and insect infestations not included

Top 10

Natural disasters by number of deaths⁽²⁾ - 2012

Tropical storm 'Bopha', December	Philippines	1 901
Flood, August-October	Pakistan	480
Flood, July-October	Nigeria	363
Earthquake, August	Iran Islam Rep	306
Cold Wave, June	Peru	252
Flash Flood, July	Russia	171
Cold Wave, December	Russia	170
Flood, July	Korea Dem P Rep	169
Flood, July	China, P Rep	151
Avalanche, April	Pakistan	135

(2): Includes the reported missing persons

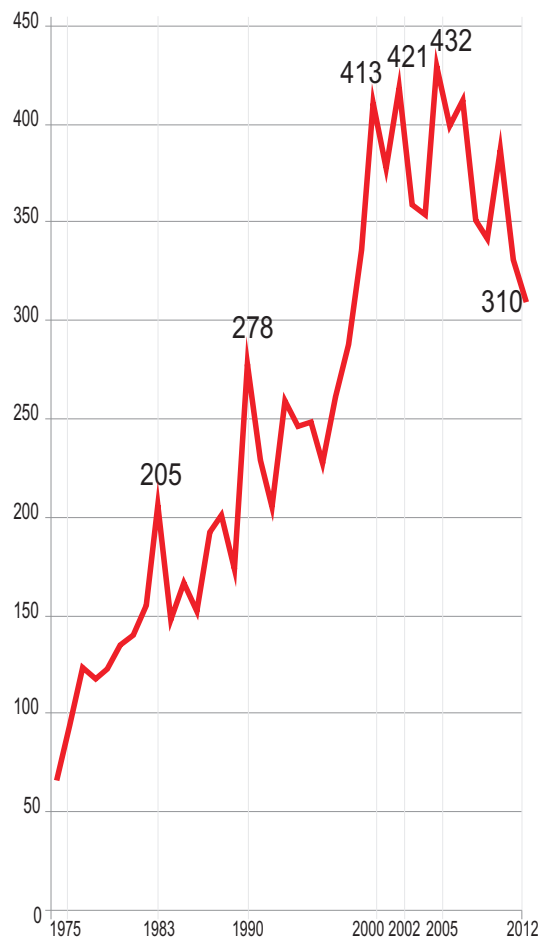
Number of reported natural disasters by country - 2012

China, P Rep	23
Philippines	20
United States	17
Indonesia	12
Afghanistan	11
India	10
Russia	8
Japan	6
Bangladesh	5
Pakistan	5

Total killed and affected people by natural disasters per 100,000 inhabitants - 2012

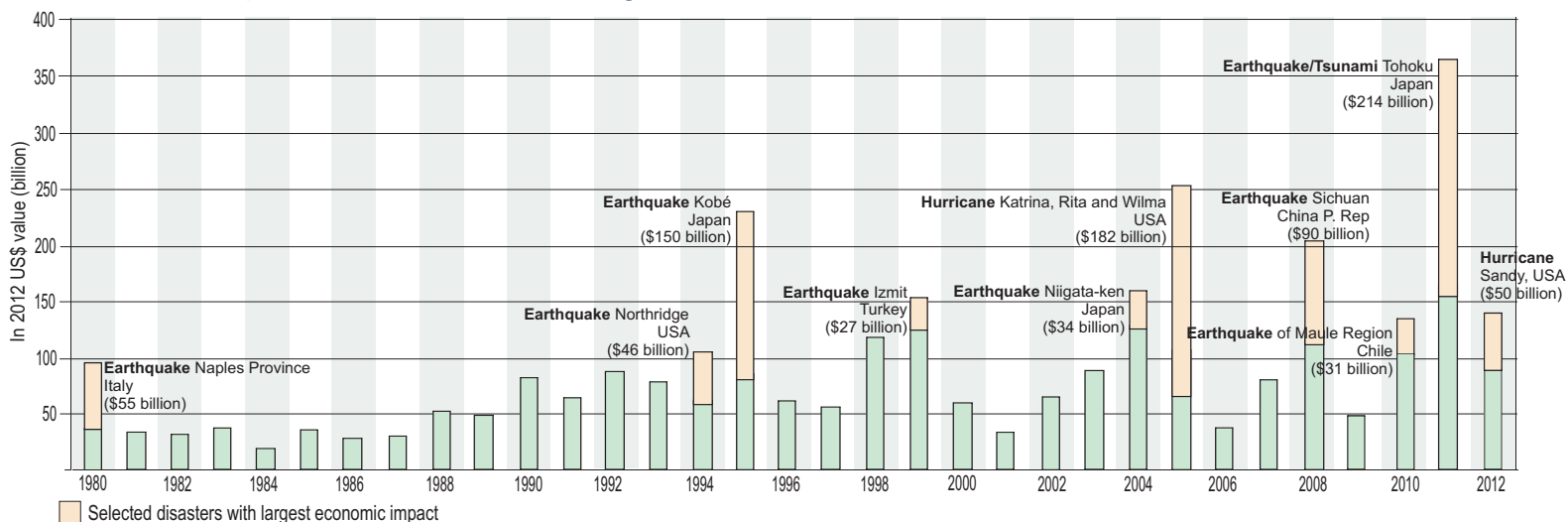
Somalia	29 840
Gambia, The	23 463
Paraguay	23 071
Chad	20 995
Zimbabwe	14 312
Angola	14 033
Philippines	12 557
Malawi	12 509
Guatemala	11 305
Kenya	10 065

Time trend of reported natural disasters, 1975-2012⁽³⁾



(3): Natural Disasters = Country-level disasters

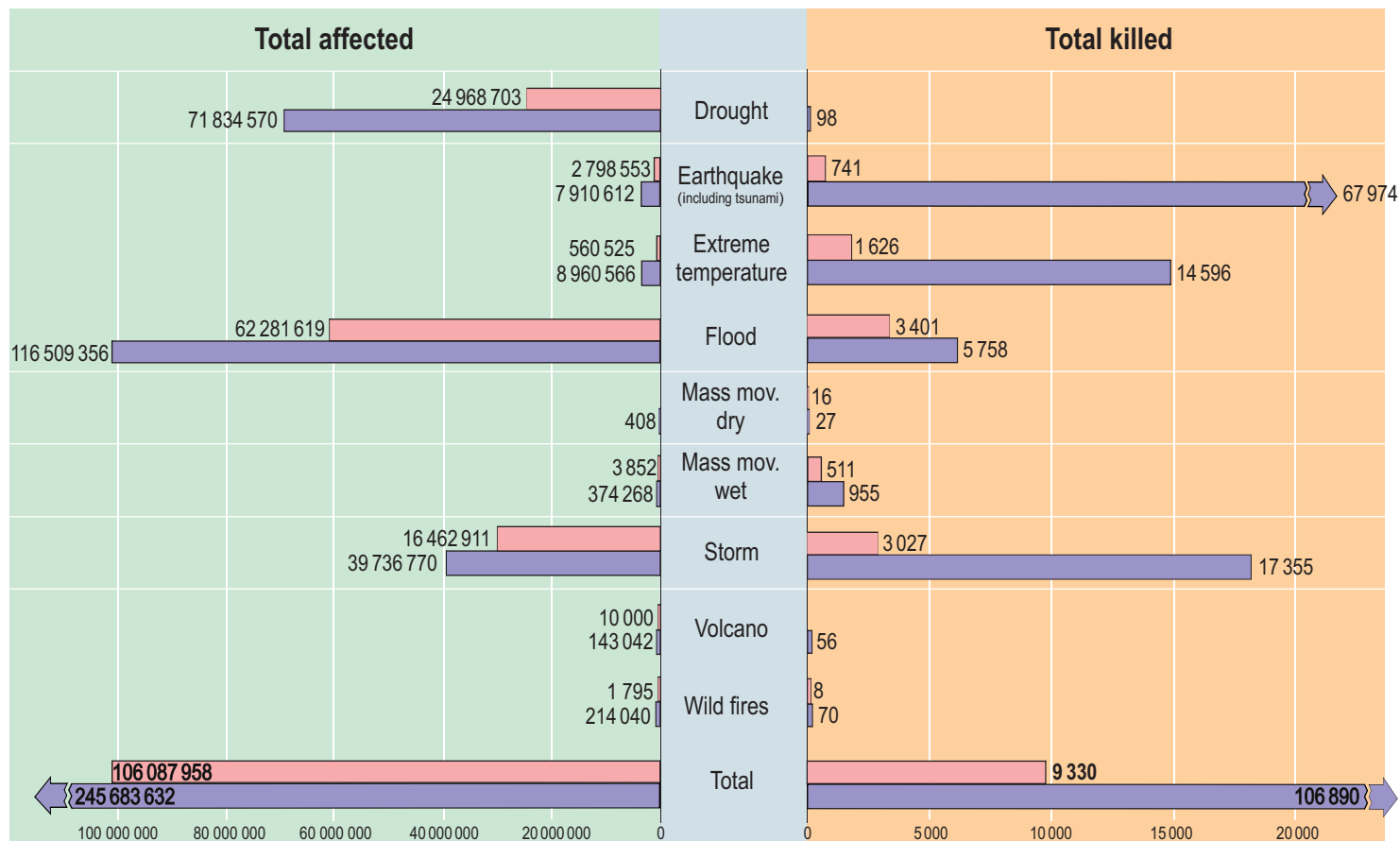
Annual reported economic damages from natural disasters: 1980-2012



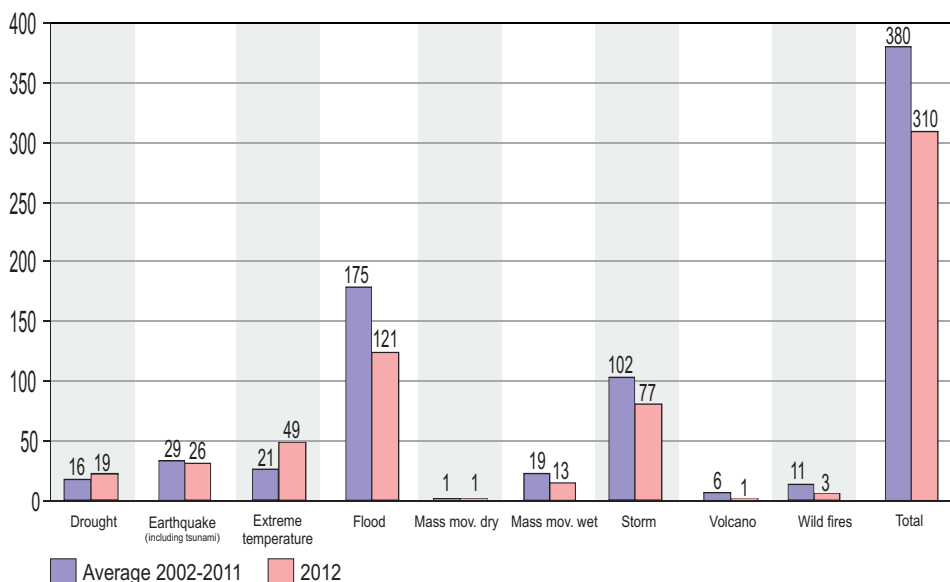
Comparing present to past

Human impact by disaster types

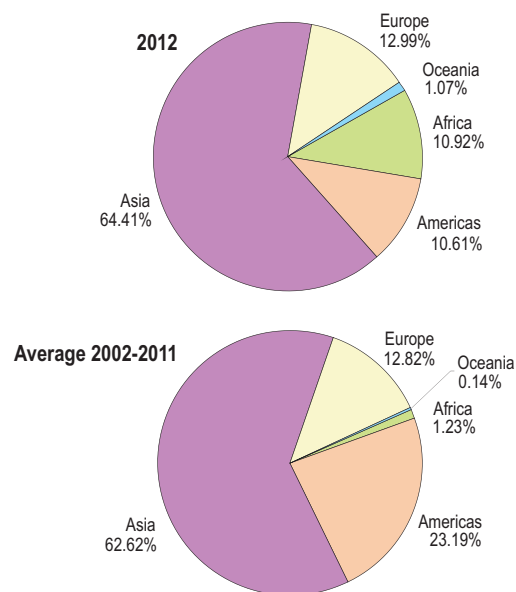
Average 2002-2011 2012



Natural disaster occurrence by disaster type



Percentage of people killed by natural disasters by region



Source of data: EM-DAT: The OFDA/CRED - International Disaster Database www.emdat.be Université catholique de Louvain Brussels - Belgium